













Bandclamps

Les colliers de serrages - Bandklemmen



Key to Abbreviations

	Material	NH	No Holes
MS	Mild Steel		Working Load
SS	Stainless Steel Type 304		Ultimate Tensile Strength (see General Fastener Guide)
SS316	Stainless Steel Type 316		Safety Catch Version
	Finish		Padlockable Version
ZN	Zinc Plated Silver Passivate	A B C	Approximate Dimensions (mm) A = length B = width C = height
ZN/YP	Zinc Plated Yellow colour Passivate		3D models and CAD files can be downloaded @ www.protex.com
SF	Self Finish		Approximate Weight (Kg)
BL	Electrophoretic Black Paint		Recommended Catchplate (please order separately where required)
■	Barrel Polished (Stainless Steel)		Optional Sealing Pins (see General Fastener Guide)
∅	Diameter of Fixing Holes (mm)		

Ordering Information

- The full standard range of items shown are normally available from stock.
- The standard options available are shown in the row alongside each part number.
- When ordering please specify:

PART NUMBER + MATERIAL + FINISH + QUANTITY

PLEASE REMEMBER TO ORDER CATCHPLATES SEPARATELY WHERE REQUIRED.

Example of how to order:

LATCH
Part No. + Material + Finish + Qty

33-1260 MS ZN 25

Please remember to order catchplates separately where required:

CATCHPLATE
Part No. + Material + Finish + Qty

05-1058 MS ZN 25

PLATFORM BANDCLAMPS

Part Number	Material	Finish	Diameter of band (mm)	Band Width (mm)	Ultimate Tensile Strength (kg)	Safety Catch	Approx. weight	Optional Sealing Pins
61-1750PBC024-027SS	SS	■	24-27	15	450	✓	0.121	502/9 SS
61-1750PBC026-029SS	SS	■	26-29	15	450	✓	0.123	502/9 SS
61-1750PBC028-031SS	SS	■	28-31	15	450	✓	0.123	502/9 SS
61-1750PBC030-033SS	SS	■	32-35	15	450	✓	0.124	502/9 SS
61-1750PBC032-035SS	SS	■	32-35	15	450	✓	0.125	502/9 SS
61-1750PBC034-037SS	SS	■	34-37	15	450	✓	0.126	502/9 SS
61-1750PBC036-039SS	SS	■	36-39	15	450	✓	0.126	502/9 SS
61-1750PBC038-041SS	SS	■	38-41	15	450	✓	0.127	502/9 SS
61-1750PBC040-043SS	SS	■	40-43	15	450	✓	0.127	502/9 SS
61-1750PBC042-045SS	SS	■	42-45	15	450	✓	0.129	502/9 SS
<hr/>								
58PBC-HT045-055SS	SS	■	45-55	16	450	✓	0.138	502/9 SS
58PBC-HT055-065SS	SS	■	55-65	16	450	✓	0.143	502/9 SS
58PBC-HT065-090SS	SS	■	65-90	16	450	✓	0.152	502/9 SS
58PBC-HT085-115SS	SS	■	85-115	16	450	✓	0.160	502/9 SS
58PBC-HT110-155SS	SS	■	110-155	16	450	✓	0.183	502/9 SS
58PBC-HT150-195SS	SS	■	150-195	16	450	✓	0.195	502/9 SS
<hr/>								
50-1535PBC024-027ZN	MS	ZN	24-27	15	240	-	0.085	-
50-1535PBC026-029ZN	MS	ZN	26-29	15	240	-	0.087	-
50-1535PBC028-031ZN	MS	ZN	28-31	15	240	-	0.087	-
50-1535PBC030-033ZN	MS	ZN	32-35	15	240	-	0.088	-
50-1535PBC032-035ZN	MS	ZN	32-35	15	240	-	0.089	-
50-1535PBC034-037ZN	MS	ZN	34-37	15	240	-	0.090	-
50-1535PBC036-039ZN	MS	ZN	36-39	15	240	-	0.090	-
50-1535PBC038-041ZN	MS	ZN	38-41	15	240	-	0.091	-
50-1535PBC040-043ZN	MS	ZN	40-43	15	240	-	0.091	-
50-1535PBC042-045ZN	MS	ZN	42-45	15	240	-	0.093	-
<hr/>								
27-19PBC-HT045-055SS	SS	■	45-55	16	200	✓	0.115	613/7 SS, 613/9 SS
27-19PBC-HT055-065SS	SS	■	55-65	16	200	✓	0.120	613/7 SS, 613/9 SS
27-19PBC-HT065-090SS	SS	■	65-90	16	200	✓	0.129	613/7 SS, 613/9 SS
27-19PBC-HT085-115SS	SS	■	85-115	16	200	✓	0.137	613/7 SS, 613/9 SS
27-19PBC-HT110-155SS	SS	■	110-155	16	200	✓	0.160	613/7 SS, 613/9 SS
27-19PBC-HT150-195SS	SS	■	150-195	16	200	✓	0.170	613/7 SS, 613/9 SS



CUSTOM MADE NON-STOCK PROTEX® BANDCLAMPS

In addition to the standard range of BANDCLAMPS, PROTEX® can also produce custom made versions in light, medium and heavy duty.

Various options include band width of 43mm with diameters from 150 mm.

Band width of 25mm with diameters from 125mm.

Or band width of 15mm with diameters from 25mm.

To date 3000mm is the largest diameter BandClamp we have been requested to produce.





58 PBC-HT

58 PBC-HT

58 PBC-HT

61-1750 PBC

SCREW ADJUSTMENT

50-1535 PBCZN


27-19 PBC-HT

SCREW ADJUSTMENT

PLATFORM BANDCLAMPS

HI-TORQUE & HI-GRIP BANDCLAMPS

Part Number	Material	Finish	Diameter of band (mm)	Band Width (mm)	Ultimate Tensile Strength (kg)	Safety Catch	Approx. weight (Kg)	Optional Sealing Pins
27-HT070-115SS	SS	■	70-115	16	200	–	0.125	–
27-HT090-135SS	SS	■	90-135	16	200	–	0.130	–
27-HT130-175SS	SS	■	130-175	16	200	–	0.145	–
27-HT170-215SS	SS	■	170-215	16	200	–	0.155	613/7 SS, 613/9 SS
27-HT210-255SS	SS	■	210-255	16	200	–	0.170	613/7 SS, 613/9 SS
27-HT250-295SS	SS	■	250-295	16	200	–	0.180	613/7 SS, 613/9 SS
27-HT290-335SS	SS	■	290-335	16	200	–	0.195	613/7 SS, 613/9 SS
27-HT330-375SS	SS	■	330-375	16	200	–	0.210	613/7 SS, 613/9 SS
<hr/>								
27SPG-HT070-115SS	SS	■	70-115	16	40	–	0.130	–
27SPG-HT090-135SS	SS	■	90-135	16	40	–	0.135	–
27SPG-HT130-175SS	SS	■	130-175	16	40	–	0.145	–
27SPG-HT170-215SS	SS	■	170-215	16	40	–	0.160	613/7 SS, 613/9 SS
27SPG-HT210-255SS	SS	■	210-255	16	40	–	0.170	613/7 SS, 613/9 SS
27SPG-HT250-295SS	SS	■	250-295	16	40	–	0.185	613/7 SS, 613/9 SS
27SPG-HT290-335SS	SS	■	290-335	16	40	–	0.200	613/7 SS, 613/9 SS
27SPG-HT330-375SS	SS	■	330-375	16	40	–	0.210	613/7 SS, 613/9 SS
<hr/>								
57-HT250-295SS	SS	■	250-295	16	450	–	0.205	502/7 SS, 502/9 SS
57-HT290-335SS	SS	■	290-335	16	450	–	0.215	502/7 SS, 502/9 SS
57-HT330-375SS	SS	■	330-375	16	450	–	0.230	502/7 SS, 502/9 SS
57-HT370-415SS	SS	■	370-415	16	450	–	0.240	502/7 SS, 502/9 SS
57-HT410-455SS	SS	■	410-455	16	450	–	0.250	502/7 SS, 502/9 SS
57-HT450-495SS	SS	■	450-495	16	450	–	0.265	502/7 SS, 502/9 SS
57-HT490-535SS	SS	■	490-535	16	450	–	0.275	502/7 SS, 502/9 SS
57-HT530-575SS	SS	■	530-575	16	450	–	0.290	502/7 SS, 502/9 SS
57-HT570-615SS	SS	■	570-615	16	450	–	0.300	502/7 SS, 502/9 SS
<hr/>								
27-HGR070-115ZN	MS	ZN	70-115	13	150	–	0.117	–
27-HGR090-135ZN	MS	ZN	090-135	13	150	–	0.120	–
27-HGR130-175ZN	MS	ZN	130-175	13	150	–	0.133	–
27-HGR170-215ZN	MS	ZN	170-215	13	150	–	0.144	613/7 SS, 613/9 SS
27-HGR210-255ZN	MS	ZN	210-255	13	150	–	0.155	613/7 SS, 613/9 SS
27-HGR250-295ZN	MS	ZN	250-295	13	150	–	0.167	613/7 SS, 613/9 SS
27-HGR290-335ZN	MS	ZN	290-335	13	150	–	0.179	613/7 SS, 613/9 SS
27-HGR330-375ZN	MS	ZN	330-375	13	150	–	0.189	613/7 SS, 613/9 SS
<hr/>								
27SPG-HGR070-115ZN	MS	ZN	70-115	13	25	–	0.122	–
27SPG-HGR090-135ZN	MS	ZN	090-135	13	25	–	0.126	–
27SPG-HGR130-175ZN	MS	ZN	130-175	13	25	–	0.138	–
27SPG-HGR170-215ZN	MS	ZN	170-215	13	25	–	0.149	613/7 SS, 613/9 SS
27SPG-HGR210-255ZN	MS	ZN	210-255	13	25	–	0.161	613/7 SS, 613/9 SS
27SPG-HGR250-295ZN	MS	ZN	250-295	13	25	–	0.171	613/7 SS, 613/9 SS
27SPG-HGR290-335ZN	MS	ZN	290-335	13	25	–	0.184	613/7 SS, 613/9 SS
27SPG-HGR330-375ZN	MS	ZN	330-375	13	25	–	0.194	613/7 SS, 613/9 SS





27-HT

27SPG-HT

57-HT

27-HGR

27SPG-HGR

HI-TORQUE & HI-GRIP BANDCLAMPS

PROTEX®



ROREP

Your dealer for the BENELUX

Tel: +32.(0)495.89.81.95

Fax: +32.(0)54.58.87.49

info@rorep.be

www.rorep.be

